

☐ Enquiry

☐ Order

Reference no. (Customer)

Customer no.:		Order address:	
Customer:			
Contact person:		Delivery address:	
Telephone:			
E-mail:		Requested delivery date:	

Edscha TS CS-Profi Roof

Basic roof components

☐ **DB-design** (see page 12)

reinforced according to EN 283

Suitable for intermodal transport and tested by Deutsche Bahn German Railways
☐ **E-Drive design**

(see page 12)

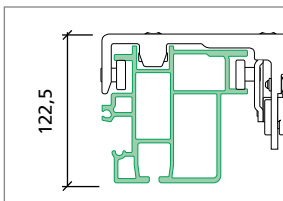
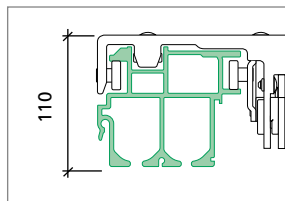
☐ **Ice-free version**

Bows with roof pitch

Eligible if applicable 1.3
De-minimis (EU aid scheme)

Quantity of roofs with identical parameters

 Piece

Roof length: m

☐ **CS-Profi Universal** *

☐ **CS-Profi Universal Classic** *

Standard body width:
☐ 2550 mm

☐ 2570 mm

☐ **Discrepant width,**
Special issue

 mm

End Carriage E-Drive with automatic adjustment mechanism (for all Profi-Profiles):

☐ 1 x 700 N per side

☐ 1 x 1000 N per side
(for gantry beam
>30 kg - < 50 kg)

Standard End Carriage with automatic adjustment mechanism (for all Profi-Profiles):

☐ with locking assembly

☐ without locking assembly

☐ 1 x 700 N per side

☐ 1 x 1000 N per side (for
gantry beam >30 kg - < 50 kg)

End Carriage Small with automatic adjustment mechanism
1 x 700 N per side (for all Profi-Profiles):

☐ with locking assembly

☐ without locking assembly

Width-adjustable End Carriage for rear portal reinforcement (Adjustment range 2435 - 2770 mm)

☐ with automatic adjustment mechanism (70°, 1 x 700 N
per side) for gantry beam (without locking assembly)

☐ with automatic adjustment mechanism and locking
(1 x 700 N per side)

☐ with automatic adjustment mechanism and locking
assembly (2 x 500 N per side)

* Standard version in accordance with the current product description. Aluminium roof profiles are not included in the scope of delivery.

Necessary construction components for rear Components are in reference to standard body width 2550 mm

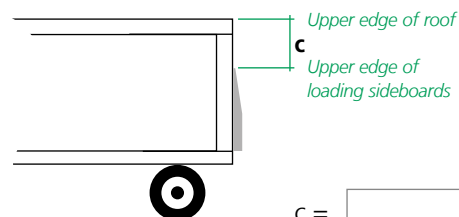
☐ **CS-Profi without rear end**
☐ **Gantry beam** (see page 14/16)

☐ **Rear end adapter**
including screws and screw nuts (see page 14)

☐ **End bow** (see page 14/16)

TailWing (siehe Seite 18)

☐ TailWing CS (400-900)

☐ TailWing CS (901-1200)

c = mm

Construction Kit TailWing ≤2600mm (see page 18)

☐ TailWing CS (400-900)

☐ TailWing CS (901-1200)

Assembly kit (see page 14/16)

- Assembly kit CS-Universal ☐ front ☐ rear
Assembly kit CS-Universal Classic ☐ front ☐ rear

Clamping strips (see page 14/16)

- ☐ Clamping strip kit (Standard/Volume/Universal) front
☐ Clamping strip kit (Standard/Universal) rear
☐ Clamping strip kit (Universal Classic) front & rear

Optional construction components roof

Components are in reference to standard body width 2550 mm

both-sided movable End Carriage front (see page 16)

Standard end carriage with automatic adjustment mechanism (for all Hybrid-Profiles with locking):

- ☐ with locking assembly ☐ 1 x 700 N per side
☐ without locking assembly ☐ 1 x 1000 N per side (for gantry beam >30 kg - < 50 kg)

End Carriage Small with automatic adjustment mechanism 1 x 700 N per side (for all Hybrid-Profiles):

- ☐ with locking assembly ☐ without locking assembly

End carriage front for portal reinforcement

only for the profiles Universal / Universal Classic (Adjustment range 2435 - 2770 mm)

- ☐ **Width adjustable end carriage** with automatic adjustment mechanism (70°, 1 x 700 N per side) for gantry beam (without locking)
☐ **Width adjustable end carriage** with automatic adjustment mechanism and locking (65°, 1 x 700 N per side)
☐ **Width adjustable end carriage** with automatic adjustment mechanism and locking (65°, 2 x 500 N per side)

☐ **CS-Profi without rear end**

Gantry beam / End bow front

- ☐ Gantry beam 130 mm for standard width 2550 / 2570 (additional locking necessary)
☐ End bow (additional locking necessary)
☐ Cable-locking mechanism for clearance on both sides
☐ Rear end adapter including screws and screw nuts

☐ **Front frame top** (see page 20)

XL-design according to EN 12642 XL (see page 20)

- ☐ Roof reinforcement CS-Hybrid 4-belt
☐ Roof reinforcement CS-Hybrid 8-belt

Roof tarpaulin (see page 19)

- ☐ Roof tarpaulin, recyclable (width = 2550 mm)
☐ Roof tarpaulin, recyclable (other dimensions)

Optional accessories side curtain (see page 20)

**** Attention!** Not suitable for Profile "Universal Classic"

Side tarpaulin roller CS-Profi Universal

- ☐ Side tarpaulin roller with clip Pcs.
☐ Side tarpaulin roller without clip Pcs.
☐ Side tarpaulin roller SPR-4 Pcs.
☐ Tarpaulin deflector plate (kit) Pcs.

Side tarpaulin roller CS-Profi Universal Classic

- ☐ Side tarpaulin roller (F1) Pcs.
☐ Belt roller Pcs.
☐ Side tarpaulin roller (F3) Pcs.

Stanchion roller carrier

- ☐ Stanchion roller carrier ****** Pcs.
CS 125 / CS 175 (E5)
☐ Stanchion roller carriage rotatable (F4) Pcs.
☐ Stanchion roller carrier (F5) Pcs.
(to be used with curtain roller 40 38 031 360 only)

- ☐ Roller with flap (F6) Pcs.
☐ Stanchion roller carrier (F7) Pcs.
☐ Stanchion roller carrier (F8) Pcs.
☐ Stanchion roller carrier (F9) Pcs.

Profile seal

Standard/Universal

- ☐ grey ☐ black

- ☐ 13700 x 125 mm Pcs.
☐ 18500 x 125 mm Pcs.

Universal Classic

- ☐ grey ☐ black

Roll

- ☐ 14000 x 120 mm Pcs.
☐ 33000 x 120 mm Pcs.
33000 x 120 mm m

☐ **Consultation QuickCurtain**
(separate order form)

Special lengths on request from the contractual partner

European Trailer Systems GmbH

Member of VBG Group