

☐ **Enquiry** ☐ **Order**

Reference no. (Customer)

Customer no.:		Order address:	
Customer:			
Contact person:		Delivery address:	
Telephone:			
E-mail:		Requested delivery date:	

Edscha TS CS-Profi Roof

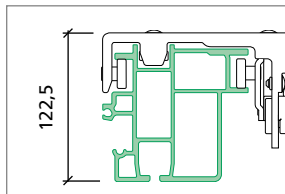
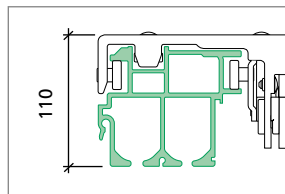
Basic roof components

☐ **DB-design**

reinforced according to EN 283 (see page 12)
Suitable for intermodal transport and tested by
Deutsche Bahn German Railways

Piece

Quantity of roofs with
identical parameters

Body length:
 m

☐ **CS-Profi Universal** *

☐ **CS-Profi
Universal Classic** *

Standard body width:

- ☐ 2550 mm
☐ 2570 mm

☐ **Discrepant width,**
Special issue

 mm

☐ **Standard End Carriage** with automatic
adjustment mechanism (for all Profi-Profiles):

- ☐ with locking assembly ☐ 1 x 700 N per side
☐ without locking assembly ☐ 1 x 1000 N per side
(for gantry beam
>30 kg - < 50 kg)

End Carriage Small with automatic adjustment mechanism
1 x 700 N per side (for all Profi-Profiles):

- ☐ with locking assembly ☐ without locking assembly

End Carriage rear portal reinforcement
(Adjustment range 2435 - 2770 mm)

☐ **Width-adjustable End Carriage**

with automatic adjustment mechanism (70°, 1 x 700 N
per side) for gantry Beam (without locking assembly)

☐ **Width-adjustable End Carriage**

with automatic adjustment mechanism and locking
(1 x 700 N per side)

☐ **Width-adjustable End Carriage**

with automatic adjustment mechanism and locking
assembly (2 x 500 N per side)

* Standard version in accordance with the current product description. Aluminium roof profiles are not included in the scope of delivery.

Necessary construction components for rear Components are in reference to standard body width 2550 mm

☐ **CS-Profi without rear end**
☐ **Gantry beam** (see page 14/16)

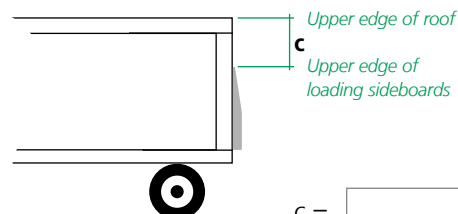
☐ **Rear end adapter**

including screws and screw nuts (see page 14)

☐ **End bow** (see page 14/16)

TailWing (see page 18)

☐ TailWing CS (901-1200)

☐ TailWing CS (400-900)

c = mm

Construction Kit TailWing ≤2600mm (see page 18)

☐ TailWing CS (400-900)

☐ TailWing CS (901-1200)

Assembly kit (see page 14/16)

Assembly kit CS-Universal ☐ front ☐ rear

Assembly kit CS-Universal Classic ☐ front ☐ rear

Clamping strips (see page 14/16)

☐ Clamping strip kit (Standard/Volume/Universal) front

☐ Clamping strip kit (Standard/Universal) rear

☐ Clamping strip kit (Universal Classic) front & rear

Optional construction components

Components are in reference to standard body width 2550 mm

both-sided movable End Carriage front (see page 16)

Standard end carriage with automatic adjustment mechanism (for all Hybrid-Profiles with locking):

☐ with locking assembly ☐ 1 x 700 N per side

☐ without locking assembly ☐ 1 x 1000 N per side (for gantry beam >30 kg - < 50 kg)

End Carriage Small with automatic adjustment mechanism 1 x 700 N per side (for all Hybrid-Profiles):

☐ with locking assembly ☐ without locking assembly

End carriage front for portal reinforcement

only for the profiles Universal / Universal Classic (Adjustment range 2435 - 2770 mm)

☐ **Width adjustable end carriage** with automatic adjustment mechanism (70°, 1 x 700 N per side) for gantry beam (without locking)

☐ **Width adjustable end carriage** with automatic adjustment mechanism and locking (65°, 1 x 700 N per side)

☐ **Width adjustable end carriage** with automatic adjustment mechanism and locking (65°, 2 x 500 N per side)

☐ **CS-Profi without rear end**
Gantry beam / End bow front
☐ Gantry beam 130 mm for standard width 2550 / 2570 (additional locking necessary)

☐ End bow (additional locking necessary)

☐ Cable-locking mechanism for clearance on both sides

☐ Rear end adapter including screws and screw nuts

☐ **Front frame top** (see page 20)

XL-design according to EN 12642 XL (see page 20)

☐ Roof reinforcement CS-Hybrid 4-rope

☐ Roof reinforcement CS-Hybrid 8-rope

Optional accessories (see page 20)

**** Attention!** Not suitable for Profile "Universal Classic"

Side tarpaulin roller CS-Profi Universal
☐ Side tarpaulin roller with clip Pcs.

☐ Side tarpaulin roller without clip Pcs.

☐ Side tarpaulin roller SPR-4 Pcs.

☐ Tarpaulin deflector plate (kit) Pcs.

Side tarpaulin roller CS-Profi Universal Classic
☐ Side tarpaulin roller (F1) Pcs.

☐ Belt roller Pcs.

☐ Side tarpaulin roller (F3) Pcs.

Stanchion roller carrier
☐ Stanchion roller carrier ** Pcs. CS 125 / CS 175 (E5)

☐ Stanchion roller carriage rotatable (F4) Pcs.

☐ Stanchion roller carrier (F5) Pcs. (to be used with curtain roller 40 38 031 360 only)

☐ Roller with flap (F6) Pcs.

☐ Stanchion roller carrier (F7) Pcs.

☐ Stanchion roller carrier (F8) Pcs.

☐ Stanchion roller carrier (F9) Pcs.

Profile seal
Standard/Universal
☐ grey ☐ black

Roll

☐ 13700 x 125 mm Pcs.

☐ 18500 x 125 mm Pcs.

Universal Classic
☐ grey ☐ black

Roll

☐ 14000 x 120 mm Pcs.

☐ 33000 x 120 mm Pcs.

33000 x 120 mm m

Special lengths on request from the contractual partner

European Trailer Systems GmbH

Member of VBG Group